MADJAX®
GENUINE PARTS & ACCESSORIES

01-042 / 01-048
GENESIS 250/300
REAR SEAT KIT
INSTALLATION INSTRUCTIONS

CLUB CAR® DS

ITEMS INCLUDED

- Hardware Packs 1-8
- Grab Bar
- Bagwell Bracket
- Lean Back Brackets
- Back Bracket
- Armrest
- Footrest
- Main Frame

TOOLS NEEDED

- Drill
- 17mm Wrench
- 17mm Socket
- 14mm Socket
- 10mm Socket
- #3 Phillips Bit
- 13mm Wrench

WARNING: WE RECOMMEND PROFESSIONAL INSTALLATION. IF YOU CHOOSE TO NOT HAVE THIS PRODUCT INSTALLED BY A PROFESSIONAL, WE HIGHLY RECOMMEND THAT YOU EXERCISE CAUTION, CARE, AND PATIENCE WHEN INSTALLING THIS PRODUCT.

Main Brackets

Footrest

Main Frame

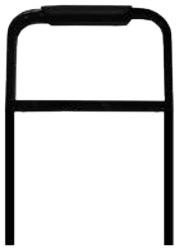

Grab Bar

Bagwell Bracket

Armrests

Struts

Lean Back Brackets
(Sold with 250/300 cushions)
Only needed for premium seats

STEP 1

Remove all rear accessories (if any), struts, bumper, motor cover, front seat and bracket. Retain canopy hardware and all front seat mounting hardware. Use brace to support canopy.

STEP 2

Loosely attach main brackets to cart with retained hardware (A). Using 8mm hardware from Pack 1, mount middle (B) to cart as shown. Strut should be aligned to the inside of main bracket as shown (C). Install the seat back cushion then tighten all hardware.



STEP 3

Attach bagwell bracket to frame as shown using hardware from pack 2 and tighten.

STEP 4

Attach main frame to main seat bracket using hardware from pack 2 and tighten.



STEP 5

Attach bagwell bracket to to polyboard seat frame as shown using hardware from pack 2. Repeat process on other side.

STEP 6

Attach arm rest to polyboard seat frame as shown using hardware from pack 3.

STEP 7

If using 250/300 seat cushion, attach lean back bracket that was packaged with the cushions. Using appropriate hole for your cart attach lean back brackets to main seat bracket using hardware from Pack 4.



STEP 8

Choose desired height, and attach lean back cushion to bracket as shown using hardware from Pack 5.



STEP 9

Attach footrest to bagwell bracket as shown using 10mm hardware from Pack 6. Repeat process on the other side.

STEP 10

Attach grab bar to footrest as shown using 10mm hardware from Pack 6.



STEP 11

Using quick release clips from hardware Pack 6 Secure footplate to bagwell bracket and grab bar as shown.



STEP 12

Attach seat bottom cushion as shown using hardware from Pack 7.



STEP 13

Re-attach roof using hardware retained from Step 1 as shown. Attach struts to main bracket using hardware from Pack 8.

STEP 14

Footplate can be folded up by removing the four quick release clips and folding forward. To lock footplate in up right poistion use brackets as shown.

INSTALLATION COMPLETE

HARDWARE

PACK 1

- 2 – 8x30mm hex bolt
- 4 - 8x17mm Flat Washer
- 2 - 8mm Lock Nuts

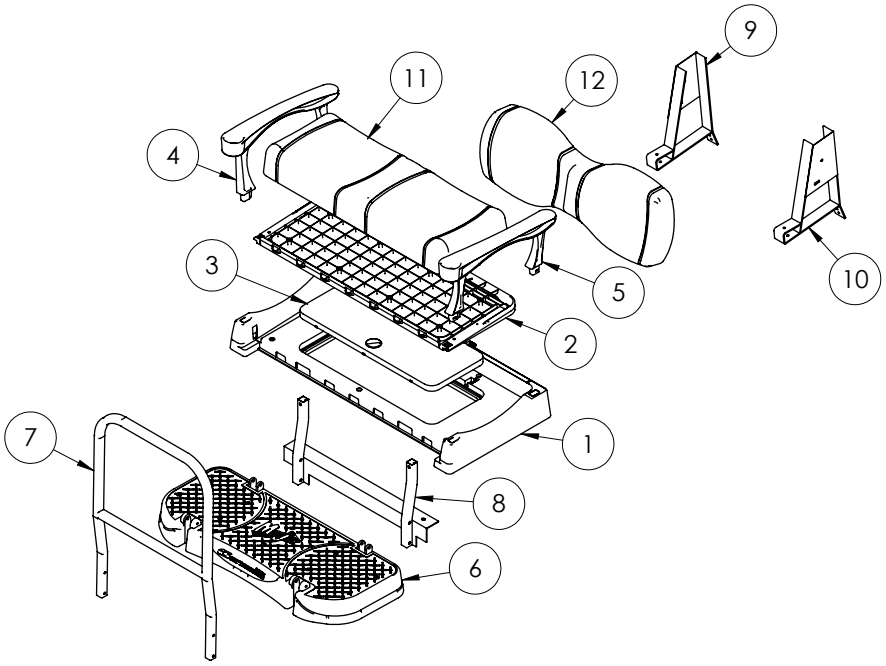

PACK 2

- 2 – 8x60mm Hex Bolt
- 4 – 8x15mm Flat Washer
- 2 – 8mm Lock Nut
- 2 – 10x30mm Hex Bolt
- 8 – 10x20mm Flat Washer
- 4 – 10mm Lock Nut
- 2 – 10x50mm Hex Bolts
- 12 – Rubber Washers

14 Rear Struts-Driver Side (Not Shown in Diagram)

15 Rear Struts-Pass Side (Not Shown in Diagram)

PACK 3

- 4 - 8x30mm Hex Bolt
- 4 - 8x15mm Flat Washer

PACK 4

- 4 - 8x30mm Countersunk #3 Phillips
- 4 - 8x15mm Flat Washer
- 4 - 8mm Lock Nut

PACK 5

- 4 - 6x25mm Hex Bolt
- 4 - 6x15mm Flat Washer
- 4 - 6mm Lock Washer

PACK 6

- 4 - 10x75mm Hex Bolt
- 8 - 10x20mm Flat Washer
- 4 - 10mm Lock Nut
- 4 - Quick Release Pins
- 8 - Rubber Washers

PACK 7

- 8 - 8x40mm Countersunk

PACK 8

- 4 – 8x45mm Hex bolt
- 8 – 8x17mm flat washer
- 4 – 8mm locknut

E-Z-GO®, E-Z-GO® TXT®, and E-Z-GO® RXV® are registered trademarks of Textron Innovations, Inc. Club Car®, Club Car® Precedent®, and Club Car® DS® are registered trademarks of Ingersoll Rand, Inc. Yamaha®, Yamaha® Drive®, G-14®, G-16®, G-19®, and G-22® are registered trademarks of Yamaha Golf-Car Company. Any reference to Club Car®, E-Z-GO®, or Yamaha® or their associated trademarks, word marks, and products are only for purposes of identifying golf carts with which this MadJax® product is compatible. MadJax® products are aftermarket parts and are not original equipment parts. MadJax® is not connected to, affiliated with, sponsored by, or endorsed by either Textron Innovations, Inc., Ingersoll Rand, Inc., Yamaha Golf Cart Company, or any of their parent or subsidiary companies.